



COOKTOP


LA TENUTA
AGRITUR apartments







This cooktop operates on **induction technology**.

Please use only pots and pans specifically designed for induction cooking.









The use of adapter discs is **PROHIBITED**.



TOUCH BUTTONS

-  ON / OFF - activate and deactivate the cooktop
-  BUTTON LOCK - lock or unlock the control panel
-  SELECTION BUTTONS - select the cooking plate
-  POWER SELECTION BUTTONS – set a power level to the cooking plate

DISPLAY CODES

-  The cooking plate is OFF
-  The cooking plate is ON (power level from 1 to 9)
-  Power level "10" (only for the front cooking plates )
-  There is a malfunction
-  The cooking plate is still hot
-  The buttons are locked
-  The utensil is not suitable, is too small, or missing

WARNINGS:

- Individuals with pacemakers must keep a distance of at least 30 cm from the cooktop.
- Do not use the cooking plates with empty utensils or with no utensils on.
- Clean the surface regularly with a damp and soft cloth. Use neutral detergents only.
- Please handle the appliance with care, avoiding scraping the glass surface.